ORGANOID RESEARCH

Robust Media to Culture Human Organoids

Human Pluripotent Stem Cell (hPSC) Differentiation Media

- STEMdiff™ - Generation of hPSC-derived ..... organoids

Advantages:

- **SERUM-FREE:** Optimized formulation for low experimental variability
- Complete media formulation
- **SIMPLE:** Convenient format and easy-to-follow protocol.

- Intestinal
- Branching Lung
- Blood Vessel
- Gastric
- Kidney
- Cerebral
- Neural
- Dorsal Forebrain
- Ventral Forebrain
- Choroid Plexus



Primary Cell Culture Media

- IntestiCult™ - Intestinal crypts
- NeuroCult™ - Neural stem cells
- BrainPhys™ - Neural stem cells
- DermaCult™ - Keratinocytes
- HepatiCult™ - Liver tissue
- MyoCult™ - Skeletal muscle cells
- EpiCult™ - Mammary epithelial cells
- MammoCult™ - Breast tissue/cancer cells
- PneumaCult™ - Bronchial epithelial cells

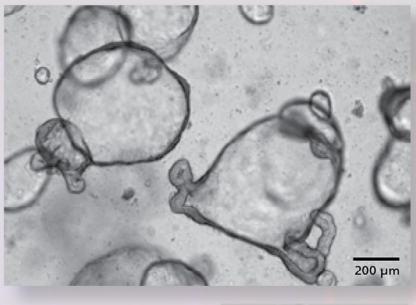

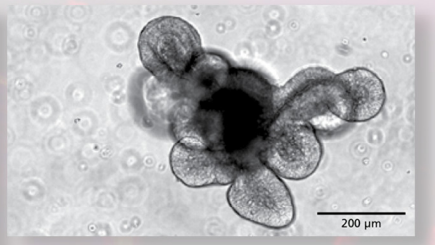





DIY Differentiation Media

Explore a range of **unsupplemented media** that supports cell survival without lineage bias

- STEMdiff™ APEL™2 Medium
- TeSR™-E6 or TeSR™-E5

Cytokines / Small Molecules

- IL-2
- IL-3
- IL-4
- IL-5
- IL-15
- TGF-beta
- GCS-F
- FGF
- NOGGIN
- EPO
- Y-27632
- StemRegenin
- CHIR99021
- UM729
- DAPT

STEMCELL™ TECHNOLOGIES

บริษัท พี. อินเตอร์เทรด อิควิปเม้นท์ จำกัด
Tel: 0-2862-4092-7
Line official: @pintertrade
Email: sales@pintertrade.com

P. INTERTRADE Equipment

ORGANOID RESEARCH

Fast, Reliable Measurement of Cytotoxicity and Cell Proliferation

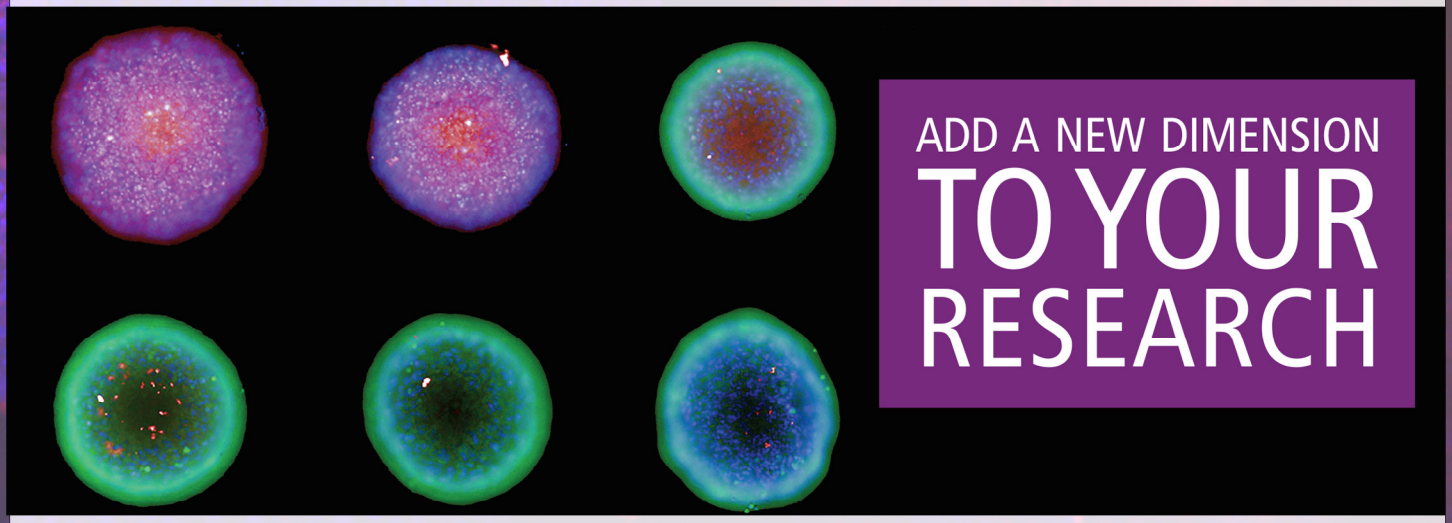

ATPlite 3D: A new DTT-free method for measuring cell viability in 3D cell culture models

Cytotoxicity, cell viability, and cell proliferation are important parameters to monitor when developing new therapeutics. For almost 20 years, PerkinElmer has offered two options for the measurement of cellular levels of Adenosine Tri-Phosphate (ATP) from mammalian cell monolayers, as a marker of cell viability and proliferation. Both the **ATPlite**® and **ATPlite 1step** assays (2D and 3D) are based on the production of light caused by the reaction of cellular ATP with added firefly (Photinus pyralis) luciferase and D-luciferin.

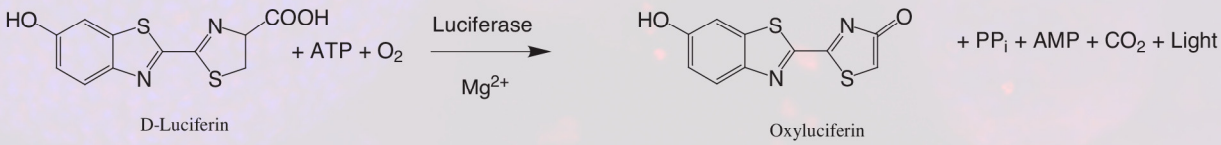

D-Luciferin Oxyluciferin

Product	Half-life	Sample Type	Key Features	Kit Size	No. of Datapoints			Part No.
					96-w	384-w	1536-w	
ATPlite 1step 3D	30 min	Spheroids	• Single addition step • 3x more light output than ATPlite 3D • Measure within 30 min	100 Assays	100	400	-	6066736
ATPlite 3D	5 h	Spheroids	• Two addition steps • Best lysis efficiency • Cell lysates can be stored frozen for later testing • Less light output, but similar Z' values	300 Assays	300	1,200	-	6066943

Corning® Matrigel® Matrix



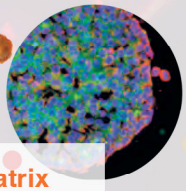

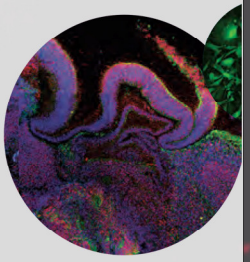

Characteristic of Matrigel Matrix

- Standard Formulation
- High Concentration
- Growth Factor Reduced (GFR)
- Phenol Red Free
- hESC-Qualfied

PerkinElmer *For the Better*

CORNING

บริษัท พี. อินเตอร์เทรด อิควิปเม้นท์ จำกัด
Tel: 0-2862-4092-7
Line official: @pintertrade
Email: sales@pintertrade.com

P. INTERTRADE Equipment